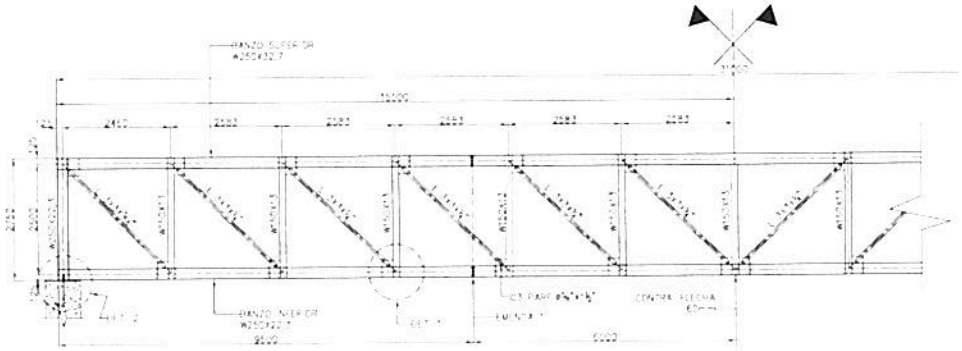

VISTA LATERAL

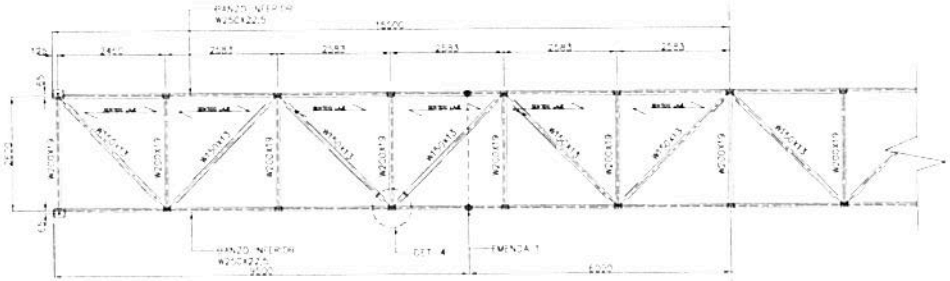

PLANTA BAIXA - PISO

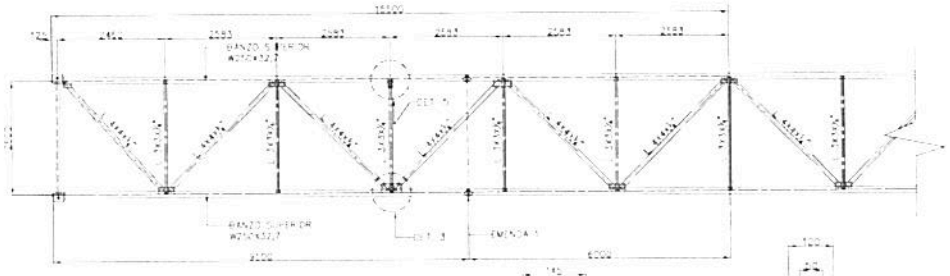

PLANTA BAIXA - COBERTURA

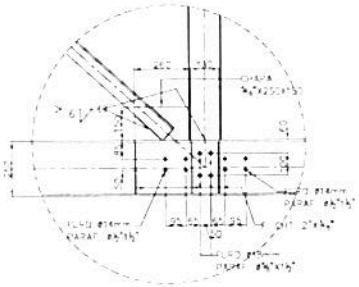

DETALHE 1

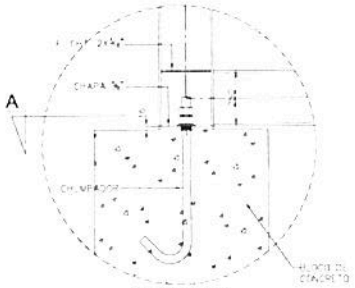

DETALHE 2

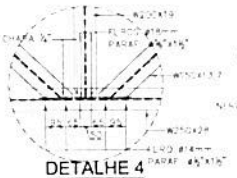

DETALHE 4

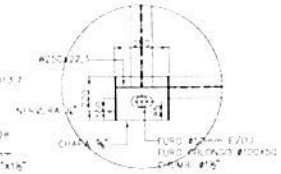

CORTE A

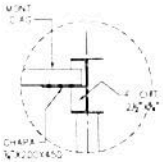

CORTE B

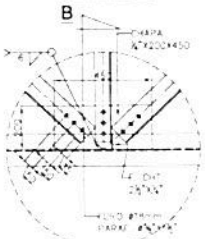

DETALHE 3

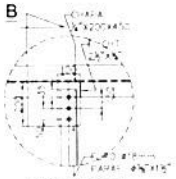

DETALHE 5

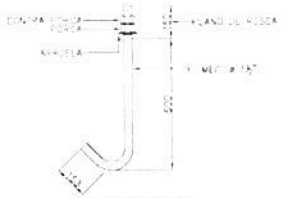

CHUMBADOR
(04X)

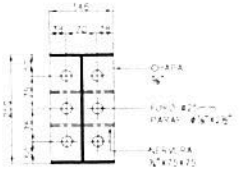

DETALHE EMENDA 1

DETALHE FIXAÇÃO
W150X13

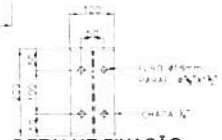

DETALHE FIXAÇÃO
W200X19

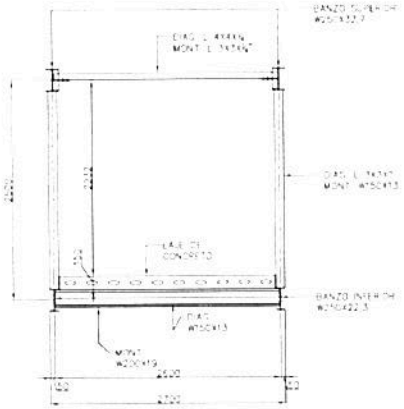

OBSERVAÇÃO

1) MATERIAL: VIGAS LAMINADAS (W): AÇO A572 GR50
BARRAS MECANICAS: AÇO 1020 A1020
BARRAS LAMINADAS: ASTM A 36
CHAPAS DE BASE E LIGAÇÕES: ASTM A 36
PERF. SOLDADOS: US CIVIL 300

2) ELETRODOS: AWS E7018

3) PARAFUSOS: LIGAÇÕES PRINCIPAIS: A 325

4) EXECUÇÃO: ANTES DA EXECUÇÃO AS MEDIDAS DEVERÃO SE VERIFICADAS NO LOCO

5) JAZEAMENTO: TODAS AS PEÇAS DEVERÃO SER JATEADAS ANTES DA APLICAÇÃO DE PINTURA CONFORME NORMA HERINGER

NOTAS GERAIS

- TODAS AS MEDIDAS ESTÃO EM MILIMETRO, OS NIVEIS EM METRO
- AS ESCALAS ESTÃO INDICADAS
- CASO TENHA DIVERGENCIA NA ESCALA SEGUIR MEDIDA COTADA NO DESENHO
- NÃO USAR MEDIDAS DA ESCALA P/ EXECUÇÃO

REVISÃO	DATA	ALTERAÇÃO	DESCRIÇÃO DA ALTERAÇÃO
02	04.06.08	CSJ	LIGAÇÕES PARAFUSADAS
01	04.06.08	CSJ	GERAL

CLIENTE: FLASA ENGENHARIA
LOCAL DA OBRA: AMPARO
ESCALA: S/E
OBRA: PASSARELA 31m
PRANCHA: PLANTA, CORTES E DETALHES

Andreas Nobre
CREA 506.640060
SMDU - Engenheiro Civil

PASSAR 31 | 1